

# oncoguard<sup>®</sup> liver

## Specimen Collection Guide

### KIT



#### EXACT SCIENCES BLOOD COLLECTION KIT





#### Your kit should include the following:

1. Kit box
2. Tube labels
3. SST™ tube (SST)
4. 3 LBgard<sup>®</sup> Blood Tubes
5. Slotted absorbent sleeve
6. Biohazard bag
7. 2 gel packs  
**(DO NOT REMOVE)**






#### Other Materials Available (not included):

1. Oncoguard<sup>®</sup> Liver Order Requisition Form (Part Number 200933 and available at [OncoguardLiver.com/resources](http://OncoguardLiver.com/resources))
2. Specimen Label Tear Pad (Part Number 200997)

### PREPARATION

- 1 Check the expiration on the kit. If expired, do not use the kit. 
- 2 Inspect the kit. If any of the contents are missing or damaged, do not use the kit. 
- 3 Clearly label all tubes with the patient's first and last name, date of birth, and the date and time of specimen collection. 
- 4 Complete an order for the Oncoguard<sup>®</sup> Liver test by filling out an Oncoguard<sup>®</sup> Liver Requisition Form or electronically through EpicCare<sup>®</sup> Link™ (access required). 

### COLLECTION AND PROCESSING

- 5 Fill the SST tube with approximately 7.5 mL of blood. 
- 6 Immediately mix the SST tube by 5 complete inversions. 
- 7 Completely fill each of the LBgard<sup>®</sup> Blood Tubes with 8.5 mL of blood. Refer to the black fill line on the tubes to ensure the correct fill volume in each tube. Note: the Oncoguard<sup>®</sup> Liver test requires two completely filled LBgard Blood Tubes for testing. Three LBgard Blood Tubes are requested to allow for the test to be repeated if an invalid result is obtained. 
- 8 Immediately mix the LBgard Blood Tubes by 10 complete inversions. 
- 9 Place tubes in a rack at room temperature (15-25° C / 59 – 77° F). 

Specimens should be collected and shipped on the same day.

**Do not ship specimens on Friday through Sunday, and on observed holidays.**

It is recommended to collect specimens Monday-Thursday only.

**EXACT  
SCIENCES**

**10** Wait at least 30 minutes but no longer than 2 hours for a clot to form in the SST tube. Confirm a dense clot is at the bottom of the tube.



**11** Centrifuge the SST tube for 15 minutes at 1,100 x g – 1,300 x g RCF (relative centrifugal force). **Use this formula  $RCF = 1.12 \times \text{Radius} \times (\text{rpm}/1000)^2$  to calculate RPM. Do not centrifuge the LBGard Blood Tubes.**



## PACK AND SHIP

**12** Place all tubes in the absorbent sleeve (one tube per slot) then into the biohazard bag. Seal the biohazard bag.



**13** Place the biohazard bag in the Blood Collection Kit.



**14** If ordering through a Requisition Form:

- Include the completed form
- A copy of the front and back of the patient's insurance card(s)
- Payor Prior Authorization response
- Signed Advance Beneficiary Notice (if appropriate) in the kit
- And completed Statement of Medical Necessity form



If ordering electronically via EpicCare® Link™:

- Include a printed order in the kit. NOTE: Upload all other forms listed above into EpicCare® Link™ with the order. If you forgot to upload them, include them in the kit.

**15** Peel the backing off the adhesive box seal, close the kit, and ensure it is tightly sealed.



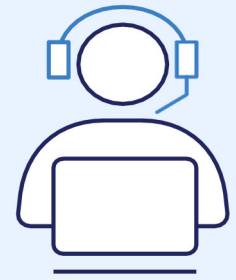
**16** Confirm the return shipping label is on the bottom of the box. Contact FedEx® at 1-800GOFEDEx (1-800-463-3339) to schedule a pick-up.



**17** Ship Priority Overnight, Monday-Thursday only. Specimens collected Friday through Sunday or on observed holidays must be stored at room temperature and shipped the next business day for overnight delivery.



## CUSTOMER CARE



1-844-870-8870

To order more supplies, report damaged kits, or for more information about the Oncoguard™ Liver test, please contact our Customer Care Center or reach out to your Exact Sciences representative.

For additional resources visit [OncoguardLiver.com/resources](https://OncoguardLiver.com/resources)

EXACT SCIENCES CORPORATION  
Test performed by Genomic Health, Inc. an Exact Sciences Company  
301 Penobscot Dr. | Redwood City, CA 94063

Oncoguard is a registered trademark of Exact Sciences Corporation in the US. Epic and EpicCare Link are trademarks of Epic Systems Corporation. All third-party marks—® and ™—are the property of their respective owners.

© 2023 Exact Sciences Corporation. All rights reserved. LG.00070.HCP 10/2023

**EXACT  
SCIENCES**